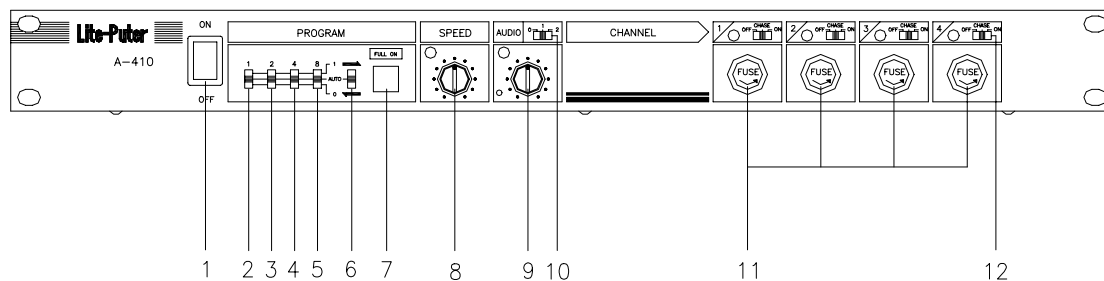


A-410 (T1)  
4 CH. CHASER

MAIN FUNCTIONS :

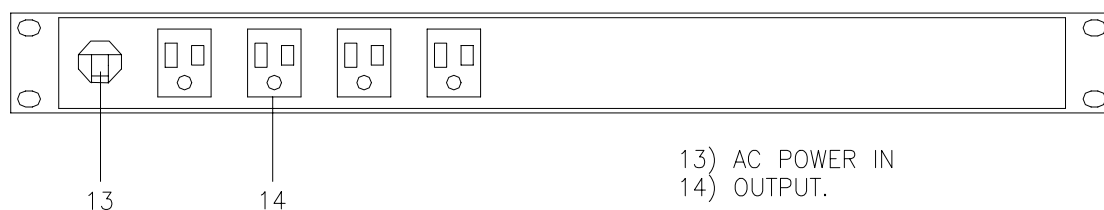
- \* 4CH. 10A X 4 inductive load. (total 15A)
- \* 16 Patterns, 4 sets of 3-section switches.
- \* 2 music control functions, program.
- \* Forward / Reverse / Auto : 3-section control switch.
- \* 4 CH. independent control 3-section switch. (On / Chase / Off)
- \* Inductive load zero-crossing circuit.
- \* Full-on button switch.

GENERAL FUNCTIONS (FRONT) :



- 1) Electronic source switch : Inner electronic + electronic circuit switch.  
P.S. Electronic load with additional NFB required.
- 2) Procedure 1 3-section switch : UP-1, CENTRAL-AUTO, DOWN-0.
- 3) Procedure 2 3-section switch : UP-1, CENTRAL-AUTO. DOWN-0.
- 4) Procedure 4 3-section switch : UP-1, CENTRAL-AUTO. DOWN-0.
- 5) Procedure 8 3-section switch : UP-1, CENTRAL-AUTO. DOWN-0.  
4 on-off switches of procedure control are available for controlling varied patterns, please refer to the mentioned later.
- 6) FORWARD / AUTO / REVERSE : Direction control switch.
- 7) FULL-ON button : whenever press it, all 4 CH. lights would be "ON" ; it would come back to normal chasing automatically if your finger is out.
- 8) Speed Control : Indication LED attached.
- 9) Music Control Sensitivity : Indication LED attached.
- 10) Music Control Switch : 3-section :  
Toward left for "0"-purely for chaser's function,  
Central for "1" - chasing speed controlled by sound  
and toward right for "2"- controlled by sound.
- 11) Output load fuse : 10A X 4.
- 12) 4 CH. independent control switch : 3 section ways :  
Toward left- "OFF" in force. Central-chasing.  
Toward right- "ON" in force.

GENERAL FUNCTIONS (REAR) :



A-410 (T1)  
4 CH. CHASER

SPECIFICATIONS :

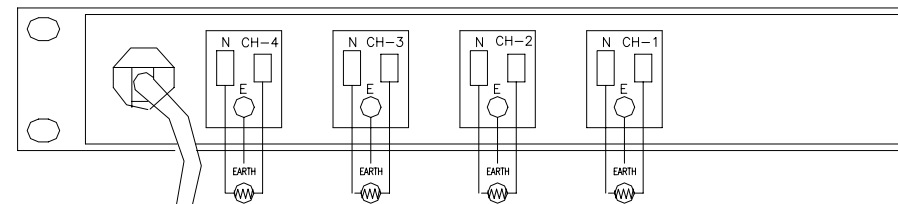
1. MAIN AC POWER INPUT : 120V
2. OUTPUT : 10A PER CHANNEL.
3. TOTAL OUTPUT : 16A (MAX)
4. DIMENSIONS : 482 X 44 X 150 mm (W.H.D.)
5. WEIGHT : 1.8KG.

PROGRAM :

PROGRAM SWITCH	1	2	3	4	5	6	7	8	9	10	11	12	13	14	15	16
PATTERN	1	2	3	4	5	6	7	8	9	10	11	12	13	14	15	16
STEP 1	●○○○	●○○○	●●○○	○○●●	●●●●	●●○○	○○○○	○○●●	●○○○	●●○○	○○●●	●●○○	●○○○	○○○○	○○○○	○○○○
STEP 2	○○○○	○●○○	○○●○	●○○●	○○○○	○○○○	●○○○	●○○○	○●○○	○○○○	○○○○	○○●●	●●●●	●●●●	○○○○	●○○○
STEP 3	○●○○	○○●○	○○●○	●○○●	●●●●	○○○○	●○○○	●○○○	○○○○	○○○○	○○○○	○○●●	○○○○	○○○○	○○○○	●○○○
STEP 4	○○○○	○○●○	○○●○	●○○●	○○○○	○○○○	●○○○	●○○○	○○○○	○○○○	○○○○	○○●●	●●●●	●●●●	○○○○	●○○○
STEP 5	○○●○	●○○○	●○○○	○○●●	●●●●	○○○○	●○○○	●○○○	○○○○	○○○○	○○○○	○○●●	●●○○	○○○○	○○○○	●○○○
STEP 6	○○○○	○●○○	○○●○	●○○●	○○○○	○○○○	○○○○	○○○○	○○○○	○○○○	○○○○	○○●●	●●●●	●●●●	○○○○	●○○○
STEP 7	○○○○	○○●○	○○●○	●○○●	●●●●	○○○○	○○○○	○○○○	○○○○	○○○○	○○○○	○○●●	●○○○	○○○○	○○○○	○○○○
STEP 8	○○○○	○○●○	○○●○	●○○●	○○○○	○○○○	○○○○	○○○○	○○○○	○○○○	○○○○	○○●●	●●●●	●●●●	○○○○	●○○○

A-410 offers 16 patterns, to be operated by 4 program switches. Each pattern can be controlled for forward or reverse direction and each pattern is available with 8 steps in circulation for a chasing effect. Central is for Auto, e.g. put program switch 1 on the position of "AUTO" and the rest of 3 switches put on "0", then the 1st and 2nd one would appear by auto turns; In case of all switches put on "AUTO", every one of the 16 patterns would come out by turns.  
SPEED CONTROL KNOB is for chasing speed. If "AUTO" switch is on the position of "1" the speed control is invalid and the music control works. Whenever the "FULL ON" button is on, the whole 4-CH would light at the same time.

SETTING-UP & CONNECTION



LOAD 4A PER CHANNEL (MAX)  
TOTAL-----16A (MAX)

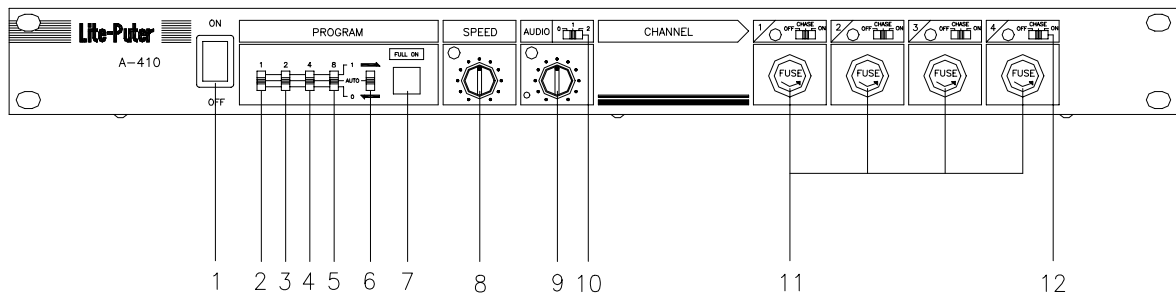
MAIN INPUT AC POWER  
AMERICAN PLUG OR EUROPE PLUG

A-410 (T4)  
4 CH. CHASER

MAIN FUNCTIONS :


- \* 4CH. 10A X 4 inductive load. (total 15A)
- \* 16 Patterns, 4 sets of 3-section switches.
- \* 2 music control functions, program.
- \* Forward / Reverse / Auto : 3-section control switch.
- \* 4 CH. independent control 3-section switch. (On / Chase / Off)
- \* Inductive load zero-crossing circuit.
- \* Full-on button switch.

GENERAL FUNCTIONS (FRONT) :



- 1) Electronic source switch : Inner electronic + electronic circuit switch.  
P.S. Electronic load with additional NFB required.
- 2) Procedure 1 3-section switch : UP-1, CENTRAL-AUTO, DOWN-0.
- 3) Procedure 2 3-section switch : UP-1, CENTRAL-AUTO. DOWN-0.
- 4) Procedure 4 3-section switch : UP-1, CENTRAL-AUTO. DOWN-0.
- 5) Procedure 8 3-section switch : UP-1, CENTRAL-AUTO. DOWN-0.  
4 on-off switches of procedure control are available for controlling varied patterns, please refer to the mentioned later.
- 6) FORWARD / AUTO / REVERSE : Direction control switch.
- 7) FULL-ON button : whenever press it, all 4 CH. lights would be "ON" ; it would come back to normal chasing automatically if your finger is out.
- 8) Speed Control : Indication LED attached.
- 9) Music Control Sensitivity : Indication LED attached.
- 10) Music Control Switch : 3-section :  
Toward left for "0"-purely for chaser's function,  
Central for "1" - chasing speed controlled by sound  
and toward right for "2"- controlled by sound.
- 11) Output load fuse : 10A X 4.
- 12) 4 CH. independent control switch : 3 section ways :  
Toward left- "OFF" in force. Central-chasing.  
Toward right- "ON" in force.

GENERAL FUNCTIONS (REAR) :



- 13) AC POWER IN
- 14) OUTPUT.

## A-410 (T4) 4 CH. CHASER

### SPECIFICATIONS :

1. MAIN AC POWER INPUT : 230V
2. OUTPUT : 10A PER CHANNEL.
3. TOTAL OUTPUT : 15A (MAX)
4. DIMENSIONS : 482 X 44 X 150 mm (W.H.D.)
5. WEIGHT : 1.8KG.

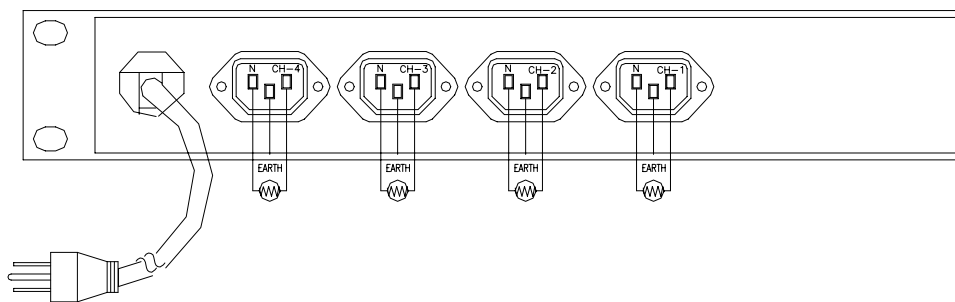
### PROGRAM :

PROGRAM SWITCH	1	2	3	4	5	6	7	8	9	10	11	12	13	14	15	16
STEP 1	●○○○	○○○○	●●○○	○●●●	●●●●	●●○○	○○○○	○○●●	●○○○	●●○○	○○●●	●●○○	●●○○	○○○○	●○○○	○○○○
STEP 2	○○○○	○○○○	○○○○	●●●●	○○○○	○○○○	●○○○	●●●●	○○○○	○●●○	○○○○	○○○○	●●●●	●●●●	○○○○	●○○○
STEP 3	○●○○	○○○○	○○●●	●●○○	●●●●	○○●●	●●○○	●●●●	○○○○	○○●●	●●●●	●●○○	○○○○	○○○○	○○○○	●●○○
STEP 4	○○○○	○○○○	●○○○	●●○○	○○○○	○○○○	●●○○	●●●●	○○○○	○○○○	○○○○	○○○○	●●●●	●●●●	○○○○	●●○○
STEP 5	○●○○	●○○○	●○○○	○●●●	●●●●	○○○○	●●●●	○○○○	○○○○	○○○○	●●●●	●●○○	○○○○	○○○○	●○○○	●●●●
STEP 6	○○○○	○○○○	○○○○	○●○○	○○○○	○○○○	○○○○	●●●●	●●●●	●●●●	○○○○	○○○○	●●●●	●●●●	○○○○	●●●●
STEP 7	○○○○	○○○○	○○○○	●●○○	●●●●	●○○○	○○○○	○○○○	○○○○	○○○○	○○○○	○○○○	●●○○	○○○○	○○○○	○○○○
STEP 8	○○○○	○○○○	●●○○	●●○○	○○○○	○○○○	○○○○	●●●●	●●●●	●●●●	○○○○	○○○○	●●●●	●●●●	○○○○	●●●●

A-410 offers 16 patterns, to be operated by 4 program switches. Each pattern can be controlled for forward or reverse direction and each pattern is available with 8 steps in circulation for a chasing effect. Central is for Auto, e.g. put program switch 1 on the position of "AUTO" and the rest of 3 switches put on "0", then the 1st and 2nd one would appear by auto turns; In case of all switches put on "AUTO", every one of the 16 patterns would come out by turns.

SPEED CONTROL KNOB is for chasing speed. If "AUTO" switch is on the position of "1" the speed control is invalid and the music control works. Whenever the "FULL ON" button is on, the whole 4-CH would light at the same time.

### SETTING-UP & CONNECTION



MAIN INPUT AC POWER  
AMERICAN PLUG OR EUROPE PLUG

LOAD 4A PER CHANNEL (MAX)  
TOTAL-----16A (MAX)

# Lite-puter

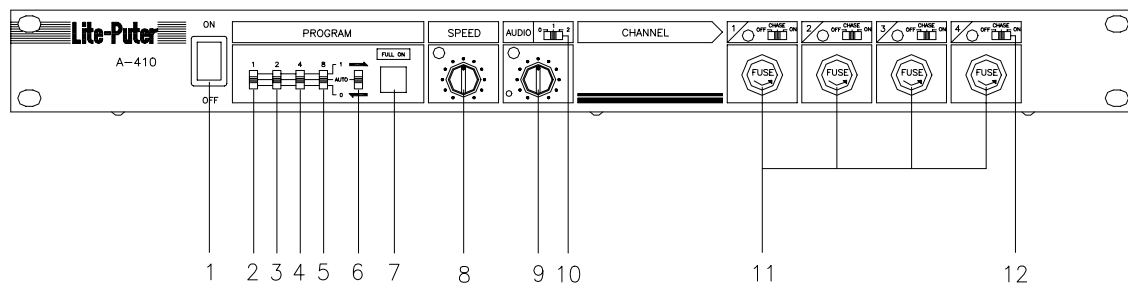
A-410 (T5)

4 CH. CHASER

## MAIN FUNCTIONS :

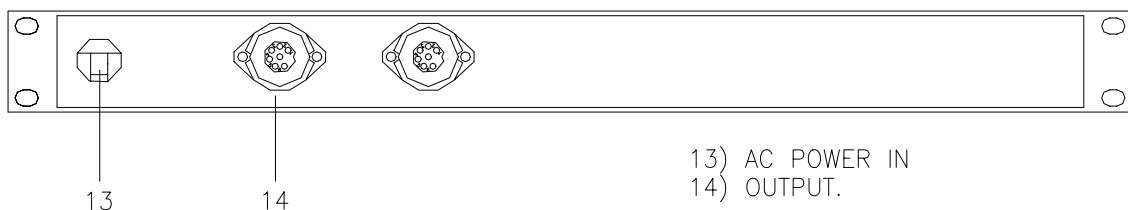
- \* 4CH. 4A X 4 inductive load. (total 15A)
- \* 16 Patterns, 4 sets of 3-section switches.
- \* 2 music control functions, program.
- \* Forward / Reverse / Auto : 3-section control switch.
- \* 4 CH. independent control 3-section switch. (On / Chase / Off)
- \* Inductive load zero-crossing circuit.
- \* Full-on button switch.

## GENERAL FUNCTIONS (FRONT) :



- 1) Electronic source switch : Inner electronic + electronic circuit switch.  
P.S. Electronic load with additional NFB required.
- 2) Procedure 1 3-section switch : UP-1, CENTRAL-AUTO, DOWN-0.
- 3) Procedure 2 3-section switch : UP-1, CENTRAL-AUTO. DOWN-0.
- 4) Procedure 4 3-section switch : UP-1, CENTRAL-AUTO. DOWN-0.
- 5) Procedure 8 3-section switch : UP-1, CENTRAL-AUTO. DOWN-0.  
4 on-off switches of procedure control are available for controlling varied patterns, please refer to the mentioned later.
- 6) FORWARD / AUTO / REVERSE : Direction control switch.
- 7) FULL-ON button : whenever press it, all 4 CH. lights would be "ON" ; it would come back to normal chasing automatically if your finger is out.
- 8) Speed Control : Indication LED attached.
- 9) Music Control Sensitivity : Indication LED attached.
- 10) Music Control Switch : 3-section :  
Toward left for "0"-purely for chaser's function,  
Central for "1" - chasing speed controlled by sound  
and toward right for "2"- controlled by sound.
- 11) Output load fuse : 4A X 4.
- 12) 4 CH. independent control switch : 3 section ways :  
Toward left- "OFF" in force. Central-chasing.  
Toward right- "ON" in force.

## GENERAL FUNCTIONS (REAR) :



- 13) AC POWER IN
- 14) OUTPUT.

# Lite-Puter

A-410 (T5)

4 CH. CHASER

## SPECIFICATIONS :

- 2. OUTPUT : 4A PER CHANNEL.
- 3. TOTAL OUTPUT : 15A (MAX)
- 4. DIMENSIONS : 482 X 44 X 150 mm (W.H.D.)
- 5. WEIGHT : 1.8KG.

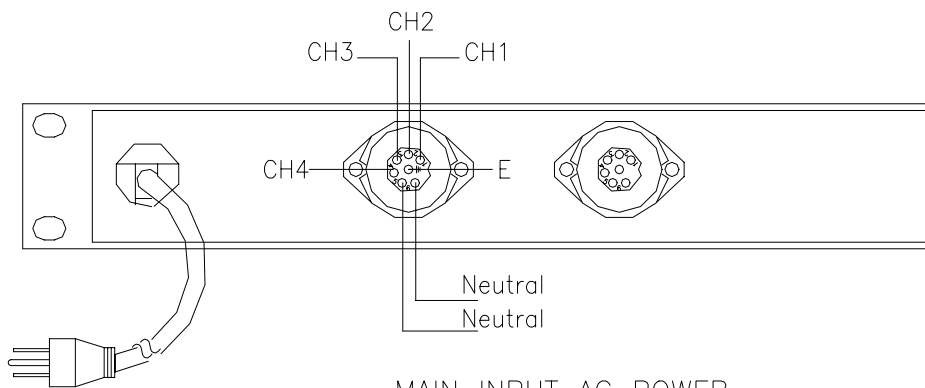
## PROGRAM :

PROGRAM SWITCH	1	2	3	4	5	6	7	8	9	10	11	12	13	14	15	16
PATTERN	1	2	3	4	5	6	7	8	9	10	11	12	13	14	15	16
STEP 1	●○○○	●○○○	●●○○	○○●●	●●●●	●●○○	○○○○	○○●●	●○○○	●○○○	○○●●	●●○○	●●○○	○○○○	○○○○	○○○○
STEP 2	○○○○	○○○○	○○●●	●●○○	○○○○	○○○○	●○○○	●○○○	○○○○	○○○○	○○○○	○○●●	●●●●	●●●●	○○○○	●○○○
STEP 3	○○○○	○○○○	○○●●	●●○○	●●●●	○○○○	●○○○	●○○○	○○○○	○○○○	●○○○	●○○○	○○●●	○○○○	○○○○	●○○○
STEP 4	○○○○	○○○○	○○●●	●●○○	○○○○	○○○○	●○○○	●○○○	○○○○	○○○○	○○○○	○○●●	●●●●	●●●●	○○○○	●○○○
STEP 5	○○○○	●○○○	●○○○	○○●●	●●●●	○○●●	●●●●	○○○○	○○○○	○○○○	●○○○	●○○○	○○●●	○○○○	○○○○	●●●●
STEP 6	○○○○	○○○○	○○●●	●●○○	○○○○	○○○○	○○○○	●●●●	●●●●	●●●●	○○○○	○○○○	●●●●	●●●●	○○○○	●●●●
STEP 7	○○○○	○○○○	○○●●	●●○○	●●●●	●○○○	●○○○	○○○○	○○○○	○○○○	●○○○	●○○○	○○●●	○○○○	○○○○	○○○○
STEP 8	○○○○	○○○○	●●○○	●●○○	○○○○	○○○○	○○○○	●●●●	●●●●	●●●●	○○○○	○○○○	●●●●	●●●●	○○○○	●●●●

A-410 offers 16 patterns, to be operated by 4 program switches. Each pattern can be controlled for forward or reverse direction and each pattern is available with 8 steps in circulation for a chasing effect. Central is for Auto, e.g. put program switch 1 on the position of "AUTO" and the rest of 3 switches put on "0", then the 1st and 2nd one would appear by auto turns; In case of all switches put on "AUTO", every one of the 16 patterns would come out by turns.

SPEED CONTROL KNOB is for chasing speed. If "AUTO" switch is on the position of "1" the speed control is invalid and the music control works. Whenever the "FULL ON" button is on, the whole 4-CH would light at the same time.

## SETTING-UP & CONNECTION



MAIN INPUT AC POWER

LOAD 4A PER CHANNEL (MAX)

TOTAL-----15A (MAX)